

Data Sheet

Sanitary Thermowells

FEATURES

- One piece bar stock construction
- Stamped with mill traceable material and heat number
- Testing and certifications including Wake Frequency Calculations ASME PTC 19.3 TW-2016
- Standard or customized dimensions

TYPICAL USES

- Pharmaceutical / Biotech
- Food and Beverages



Sanitary Thermowells
 1", 1½", 2" Tri-Clamp® sizes

SPECIFICATIONS

Shank Style:	Straight, Tapered or Stepped
Process Connection:	1", 1½" or 2" Tri-Clamp®
Instrument Connection:	½ NPSM or ½ NPT Female
Bore Size:	0.260" or 0.385"
Surface Finish:	8-12 Ra or 4-12 Ra
Lagging:	2": if U-dimension is <3" 3": if U-dimension is >3"
Cap and Chain:	Brass, or Stainless steel

TABLE 1

OPTIONS	CODE
Stamp tag number on thermowell	NF
SS tag wired to thermowell	NH
Hydrostatic test-internal	W9
Clean for oxygen service	6B
Wake frequency calculation	W5
4-12 Ra finish	PT
Material origin restriction	UM

Certificates

Certificate of Conformance (per order)	CD-1A
Physical and Chemical Material Test Report (MTR's)	W6
Positive Material Identification (PMI)	MQ
NACE Certificate of Compliance	CD-5

KEY BENEFITS

- Protects instrument against corrosive effects and physical damage caused by media flow
- Permits instrument interchange or calibration check without disturbing/closing down the process
- Traceability of material origin for quality assurance and control

TABLE 2

MATERIALS	CODE
304 SS	C
316 SS	S
Hastelloy B/C	G/H
Carpenter 20	D
Duplex 2205 S/S	J
Super Duplex S32750	SD
Iconel 600	W
Titanium	TI

Data Sheet

Sanitary Thermowells

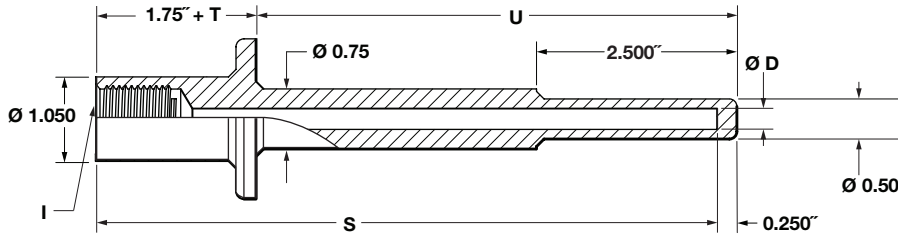
ORDERING CODE	Example:	15	W	0250		H	C	260	S	2	X6B	L0350
P-Process Connection Size												
10 - 1" Tri-Clamp®												
15 - 1½" Tri-Clamp® 15												
20 - 2" Tri-Clamp®												
Thermowell												
W - Thermowell W												
U-Process Insertion Length												
0250 - 2½" 0250												
0450 - 4½"												
0750 - 7½"												
1050 - 10½"												
1350 - 13½"												
1650 - 16½"												
2250 - 22½"												
I-Instrument Connection												
Blank - ½ NPSM												
2 - ½ NPT Female												
T-Lagging												
Blank - No lagging												
L - Lagging (For special lag length, see below)												
Shank Type												
H - Tapered H												
S - Straight												
R - Stepped												
Process Connection												
C - Sanitary C												
Bore Diameter												
260 - 0.260" 260												
385 - 0.385"												
Material (Refer to Table 2)												
C - 304 SS												
S - 316 SS S												
Cap and Chain												
Blank - No cap and chain												
1 - Brass												
2 - SS 2												
Options - (see Table 1 on page 1 for additional options (If choosing an option(s) must include an "X") X_												
6B - Clean for oxygen service 6B												
Special Lagging Length												
L - Lagging length × 100 (ex: 3.5" × 100 = L0350) L0350												

Sanitary Thermowells

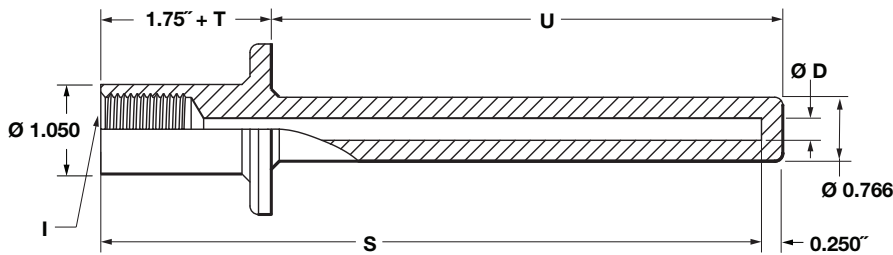
DIMENSIONS

For reference only, consult Ashcroft for specific dimensional drawings

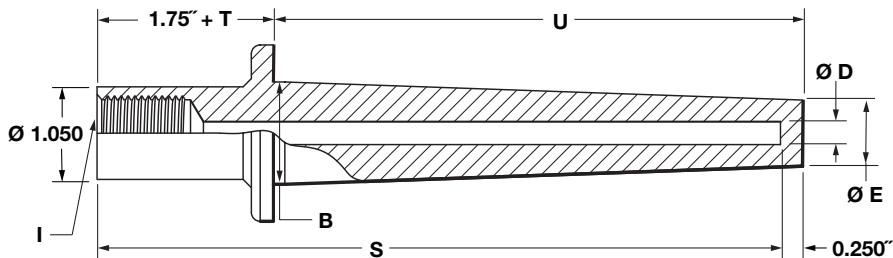
Sanitary Stepped Thermowell



Sanitary Straight Thermowell



Sanitary Tapered Thermowell



Thermowell Legend

I - Instrument connection ($\frac{1}{2}$ \" NPSM is STD.)

E - Tip O.D.

D - Bore diameter

U - Insertion depth

S - Instrument stem length or bore depth

B - Root OD

T - Lag dimension when required

Sanitary Tapered

B	E 0.260 Bore	E 0.385 Bore
0.875"	0.625"	0.768"