

8008A Pressure Gauge

FEATURES

- Meets EN 837-1 and ASME B40.100 specifications
- Corrosion resistant stainless steel case
- Dry gauges are field fillable
- Flutterguard™ standard on dry gauges
- Custom dials available
- Ventable fill plug
- Accessory kits for easy panel mounting

TYPICAL USES

- Hydraulic systems
- Hydraulic hand tools
- Injection molding equipment
- Pressure washers and sprayers
- Paint spray equipment
- Compressors
- Irrigation equipment

SPECIFICATIONS

| | | |
|-------------------|--|--|
| Accuracy: | 63 mm: | Class 1,6 per EN 837-1 |
| | | Class 1 per EN 837-1 |
| | | ASME B40.100, Grade A, $\pm 2-1-2\%$ of span |
| | 100 mm: | Class 1 per EN 837-1 |
| Sizes: | 63 mm (2½"); 100 mm (4") | |
| Ranges: | Vacuum, compound, 15 to 15,000 psi bar, kPa, MPa, kg/cm², (available in single or dual scale) | |
| Working Pressure: | Steady: 75% full-scale value | |
| | Fluctuating: 80% full-scale value | |
| | Short Time: full-scale value | |

Wetted Materials

| | |
|---------------------|--|
| Tube: | Bronze (vacuum-8,700 psi and compound) 316L (1.4404) SS (10,000-15,000 psi) |
| Process Connection: | Brass/Soldered (vacuum-8,700 psi and compound) Brass/Brazed (10,000-15,000 psi) |
| Restrictor: | Brass, 0,3 mm (no restrictor in vacuum and 15 psi ranges) |

Non Wetted Materials

| | |
|--------------------|--|
| Window: | Polycarbonate, glass, or safety glass |
| Dial: | Black figures on white background (blue secondary scale for dual scale dials); aluminum |
| Pointer: | Black, aluminum |
| Movement: | Brass |
| Case: | Stainless steel 304 (1.4301) |
| Ring: | Stainless steel 304 (1.4301), crimped |
| Process Connection | 63 mm: Lower and center back |
| Location: | 100 mm: Lower and lower back |
| Process Connection | 63 mm: ⅛ NPT, ¼ NPT, G¼ B, ¼ BSPT, SAE-4 7/16-20 |
| Sizes: | 100 mm: ¼ NPT, G¼ B, ¼ BSPT, ½ NPT, G½ B |
| Fill Fluid: | Dry with Flutterguard, Glycerin, Silicone |



CE

KEY BENEFITS

- Rugged design for OEM applications
- Cost effective for high volume applications
- Retrofits existing applications
- Customizable for new applications

| | |
|----------------------------------|---|
| Process Temperature: | Dry with Flutterguard -40 °C to 70 °C (-40 °F to 158 °F) Glycerin -20 °C to 70 °C (-4 °F to 158 °F) Silicone -40 °C to 70 °C (-40 °F to 158 °F) |
| Ambient Temperature: | Dry with Flutterguard -40 °C to 70 °C (-40 °F to 158 °F) Glycerin -7 °C to 70 °C (20 °F to 158 °F) Silicone -40 °C to 70 °C (-40 °F to 158 °F) |
| Storage Temperature: | -40 °C to 70 °C (-40 °F to 158 °F) |
| Temperature Effects: | $\pm 0.04\%$ of span per °C change; reference temp. 20 °C $\pm 0.4\%$ of span per 18 °F change; reference temp. 68 °F |
| Weather Protection: | IP66 and NEMA 4 for water and dust ingress |
| Approvals: | RoHS (EU Directives 2011/65/EU and 2015/863); PED (2014/68/EU); REACH compliant; CRN Listed Ontario (other provinces pending); IP 66 rating; Nema 4 for water and dust ingress |
| Overpressure/ Proof Pressure: | ≤ 100 bar ranges; 125% of maximum scale value > 100 to ≤ 600 bar ranges; 115% of maximum scale value > 600 to ≤ 1000 bar ranges; 110% of maximum scale value |
| Optional features: | Custom dials Special connections on application 0,17mm, 0,5mm und 1,6 mm restrictors Panel mounting kits (U-clamp and front flange) Special packaging |

8008A Pressure Gauge

ORDERING CODE

 Example: **63** **8008** **A** **4** **G** **02** **L** **P** **0** **L** **10BR**

Size

| | |
|------------|----|
| 63 - 63mm | 63 |
| 10 - 100mm | 10 |

Type

8008 - Pressure gauge 8008

Wetted Material

 A - Phos. bronze tube/brass conn. (vacuum-8,700 psi and compound)
 316L SS tube/brass conn. (10,000-15,000 psi) A

Case Material

4 - 304 SS 4

Fill

| | |
|---|---|
| F - Dry with Flutterguard™ | F |
| G - Glycerine filled | G |
| S - Silicone filled | S |
| N - Dry, Silicone free | N |
| T - Dry, with silicone free Flutterguard™ | T |

Process Connection Sizes

| | |
|---------------------------------|----|
| 01 - 1/8 NPT Male (63 mm only) | 01 |
| 02 - 1/4 NPT Male | 02 |
| 04 - 1/2 NPT Male (100 mm only) | 04 |
| 13 - G 1/4 B Male | 13 |
| 15 - G 1/2 B Male (100 mm only) | 15 |
| KA - 1/4 BSPT | KA |
| RW - SAE-4 7/16-20 (63 mm only) | RW |

Process Connection Location

| | |
|------------------------------|---|
| L - Lower | L |
| B - Lower-back (100 mm only) | B |
| C - Center-back (63 mm only) | C |
| T - Top | T |
| E - 9 O'Clock, left side | E |
| D - 3 O'Clock, right side | D |

Window Material

| | |
|-------------------|---|
| P - Polycarbonate | P |
| R - Regular glass | R |
| S - Safety glass | S |

Case Mounting

| | |
|------------------------------|---|
| 0 - Stem mounting | 0 |
| 1 - U-clamp | 1 |
| 2 - Front flange | 2 |
| 4 - Front flange and U-clamp | 4 |

Accuracy Class

| | |
|--|---|
| J - Class 1 (EN837-1) | J |
| L - Class 1,6 (EN837-1) | L |
| M - ±2-1-2% of span (ASME B40.100 Grade A) | M |

Ranges, Vacuum, Compound and Pressure

10BR (see range table) 10BR

Variations

| | |
|--|-----|
| XWP - Omit restrictor (throttle plug) | XWP |
| XZO - Bulk packaging (63 mm only) | XZO |
| XZP - Customer part number and description on Ashcroft label | XZP |
| XZQ - Customer part number only on label (no Ashcroft) | XZQ |
| XZW - Customer part number and gauge description on label (no Ashcroft) | XZW |
| XT4 - Restrictor Ø 0,17 mm | XT4 |
| XT7 - Restrictor Ø 0,5 mm (not suitable for process connection size 13) | XT7 |
| XT9 - Restrictor Ø 1,6 mm (not suitable for process connection size 13 & 15) | XT9 |

8008A Pressure Gauge

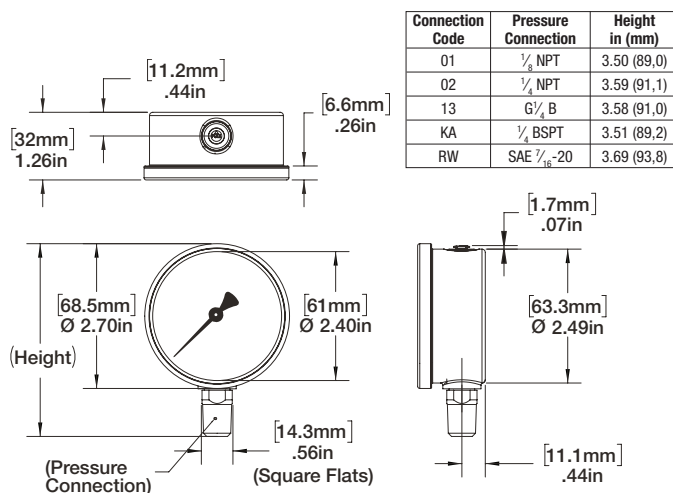
| | STANDARD RANGES | | | | |
|-----|-----------------|------------|------------|-------------|-----------|
| | psi | bar | kPa | Mpa | kg/cm² |
| (1) | 30IMV | -1BR | -100KP | -.1MP | -1KSC |
| | - | -1&0,6BR | -100&60KP | -0,1&0,06MP | -1&1,6KSC |
| | V&15# | - | - | - | - |
| | - | -1&1,5BR | -100&150KP | -0,1&0,15MP | -1&1KSC |
| | V&30# | - | - | - | - |
| | - | -1&3BR | -100&300KP | -0,1&0,3MP | -1&3KSC |
| | V&60# | - | - | - | - |
| | - | -1&5BR | -100&500KP | -0,1&5MP | -1&5KSC |
| | V&100# | - | - | - | - |
| - | -1&9BR | -100&900KP | -0,1&9MP | -1&9KSC | |
| (1) | 15# | 1BR | 100KP | 0,1MP | 1KSC |
| | 20# | - | - | - | - |
| | - | 1,6BR | 160KP | 0,16MP | 1.6KSC |
| | 30# | - | - | - | - |
| | - | 2,5BR | 250KP | 0,25MP | 2.5KSC |
| | 60# | 4BR | 400KP | 0,4MP | 4KSC |
| | - | 6BR | 600KP | 0,6MP | 6KSC |
| | 100# | - | - | - | - |
| | 120# | - | - | - | - |
| | - | 10BR | 1000KP | 1MP | 10KSC |
| | 160# | - | - | - | - |
| | 200# | - | - | - | - |
| | - | 16BR | 1600KP | 1,6MP | 16KSC |
| | 300# | - | - | - | - |
| | - | 25BR | 2500KP | 2,5MP | 25KSC |
| | 400# | - | - | - | - |
| | 500# | - | - | - | - |
| | 600# | 40BR | 4000KP | 4MP | 40KSC |
| | 800# | - | - | - | - |
| | - | 60BR | 6000KP | 6MP | 60KSC |
| | 1000# | - | - | - | - |
| | 1500# | 100BR | 10000KP | 10MP | 100KSC |
| | 2000# | - | - | - | - |
| | - | 160BR | 16000KP | 16MP | 160KSC |
| | 3000# | - | - | - | - |
| | - | 250BR | 25000KP | 25MP | 250KSC |
| | 4000# | - | - | - | - |
| | 5000# | - | - | - | - |
| | 6000# | 400BR | 40000KP | 40MP | 400KSC |
| | 8000# | - | - | - | - |
| | - | 600BR | 60000KP | 60MP | 600KSC |
| | 10000# | - | - | - | - |
| | 15000# | 1000BR | 100000KP | 100MP | 1000KSC |

(1) 100mm gauge only available as liquid filled for these ranges.

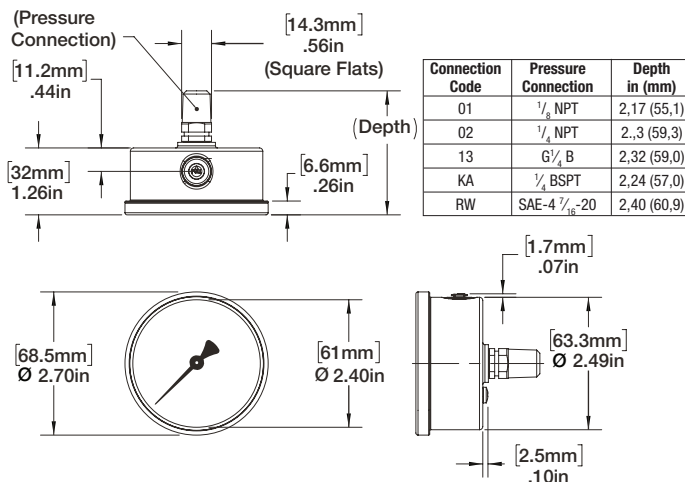
8008A Pressure Gauge

DIMENSIONS (dimensions in [] are millimeters)

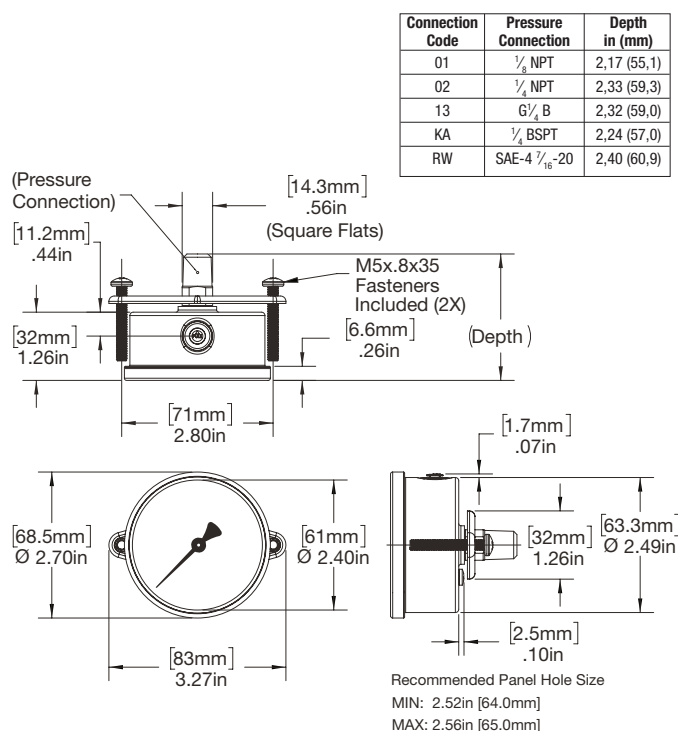
8008 63mm lower connect



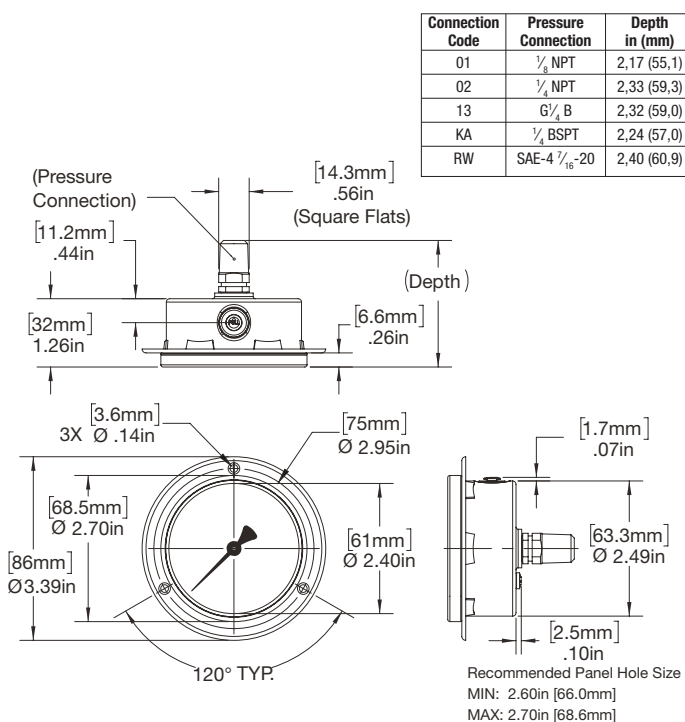
8008 63mm center back connect



8008 63mm center back connect - U clamp



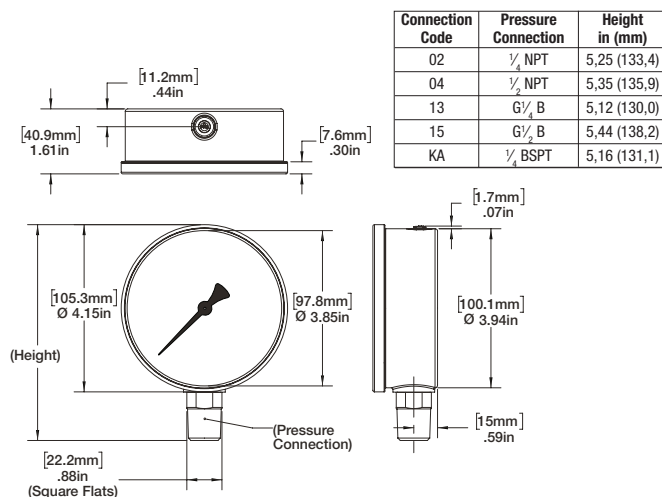
8008 63mm center back connect - front flange



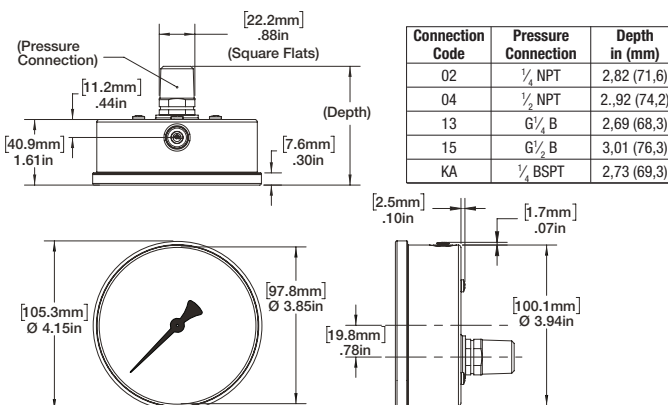
8008A Pressure Gauge

DIMENSIONS (dimensions in [] are millimeters)

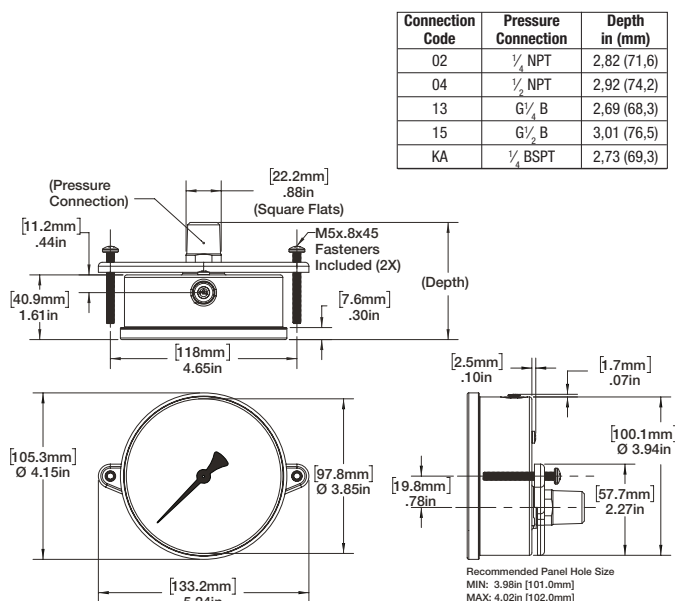
8008 100mm lower connect



8008 100mm lower back connect



8008 100mm lower back connect - U clamp



8008 100mm lower back connect - front flange

